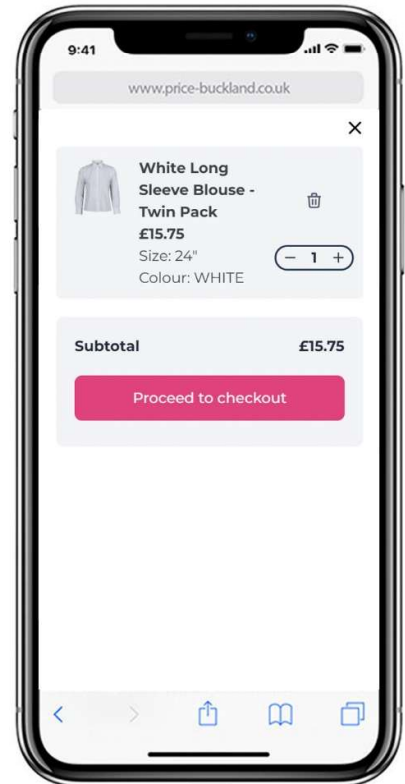
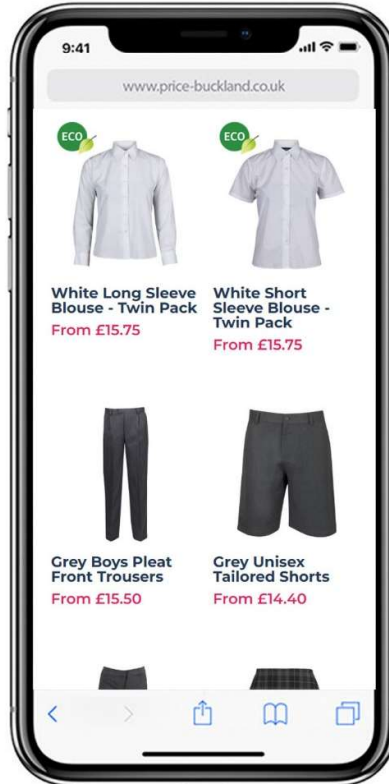


Price & Buckland

SCHOOLWEAR SINCE 1959



Great Torrington School Uniform & PE Kit Information

Scan Me!



www.price-buckland.co.uk

Great Torrington School

Uniform Information

Dear Families,

We are delighted to have been chosen by your school to supply your uniform and sportswear. Our online service is secure, and orders can be placed quickly and safely, direct with us at Price & Buckland.

School Uniform Information

The information below shows all the garments you require along with prices, colours and sizes available. We have included a variety of plain items which can also be purchased from us.

Ordering Process

The online ordering service allows you to view and order uniform 24 hours a day, 7 days a week. Orders are usually dispatched to a personal address within 5 working days although times will be extended during our busier months (June- September).

To ensure delivery for the start of term we strongly advise that you place your orders by the 1st August 2026.

Sizing guides

There are instructions on how to measure your child at the end of this Parent Pack. There are size guidelines attached to each garment on the online shop as well as a helpful video. If all else fails, you can use our FREE returns.



How to Order

Scan this QR code to be directed to a page with instructions and a video to guide you through the order process.

Customer Service

Our very helpful customer service team is available from 08:30 to 17:00, Monday to Friday and you can contact us either by phone on 0115 9640827 or by email on webenquiry@price-buckland.co.uk. Emails sent on a weekday will be responded to within 24 hours and those sent on a weekend will be responded to on the Monday.

We hope you find the service both easy and convenient to use.

Many thanks,

The Price & Buckland Team

To view your online shop visit:
<https://price-buckland.co.uk/great-torrington-academy-torrington>

Great Torrington School

Uniform Information

Price & Buckland
SCHOOLWEAR SINCE 1959

Uniform			
Product	Description	Size	Price
4600/4651 A14378 Compulsory Years 7-9	V-Neck Knitted Jumper <i>Black/Green with Logo</i>	28" - 34"	£18.25
		36" - 42"	£21.90
	V-Neck Fine Knit Jumper <i>Black/Green with Logo</i>	28" - 34"	£19.30
		36" - 48"	£22.80
9200/9600 A14378 Compulsory Years 10-11	Tailored Boys/Girls Jacket <i>Black with Logo</i>	30" - 36" Regular	£33.00
		38" - 48" Regular	£39.55
		28" - 36" Long	£34.00
		38" - 48" Long	£40.00
9900PBLK	Black Boys Pleat Front Trousers <i>Black</i>	22" - 26"	£15.50
		28" - 40"	£18.50
9930PBLK	Girls Trousers <i>Black</i>	22" - 26"	£15.50
		28" - 40"	£18.50
9802PBLK	Pleated Skirt <i>Black</i> <i>Available in 4 Lengths</i>	22" - 26"	£14.65
		28" - 40"	£17.75
GTSA382	House Tie <i>Resolution - Purple/Emerald</i> <i>Discovery - Red/Emerald</i> <i>Endurance - Gold/Emerald</i> <i>Endeavour - Blue/Emerald</i>	16" Clip-On	£6.95
Sportswear			
31096/31097 A14257 Compulsory	Girl Fit / Unisex Sports Polo Shirt <i>Emerald/Black with Logo</i>	32" - S	£15.60
		M - XXL	£16.75
32302PGTSA0001 Compulsory	Shorts <i>Black/Emerald</i>	9/10 - 13yrs	£9.40
		S - XXL	£11.30
30853A14257X	PE Hoodie <i>Grey with Logo & Initials</i> <i>* New item, due in stock end of July *</i>	9/11 - 12/13yrs	£17.50
		XS - XXL	£20.80
32110PBLK	Sports Socks <i>Black</i>	3-6	£5.45
		7-11	£5.95
6803PBLK	Unisex Slim Leg Track Pant <i>Black</i>	9/10 - 13yrs S - XXL	£16.00 £19.25

To view your online shop visit:

<https://price-buckland.co.uk/great-torrington-academy-torrington>


*Errors and Omissions Excepted

HOW TO MEASURE YOUR CHILD

Price & Buckland Schoolwear has been created with the growing child in mind and for a comfortable fit. It is generous in size and durable.

We always recommend checking your child's measurements before buying by using our top tips to ensure the best fit.

Watch our how to measure your child video here! →



1 HEIGHT

Without shoes, with the back against the wall place feet together flat on the floor. Measure from the top of the head to the ground.

2 NECK

Measure around the base of the neck where the shirt collar would normally sit. Leave a little room for comfort.

3 CHEST

Measure the chest at the fullest part placing the tape close up under the arms.

4 WAIST

Measure around the natural waistline, at the narrowest part. Leave a little extra room for comfort.

5 HIPS

Standing straight, with heels together, measure around the fullest part.

6 INSIDE LEG

In bare feet take the measurement from the top of the inside leg to the floor.

