

Year 8 – Piano/Keyboard

Name _____



Class _____

1 Lesson Focus	Key vocab	Notes
Identify notes on the stave Develop your ability to read them. Use this information to play agreed notes	Stave Notation Mnemonic	C, D, E, F, G, A, <u>B</u>
Songs and artists		
C is to the left of the 2 black keys		

Do now:

What can you remember about how sheet music is written? Write it down here:

Modern pitch notation looks like this. We have letter names for each note.



You might find this a useful way to remember them.

Elephants Grow Bigger Daily, Fact

FACE

Turn and Talk – with the person next to you about developing these

Word patterns, called MNEMONICS

Now write your own mnemonic:

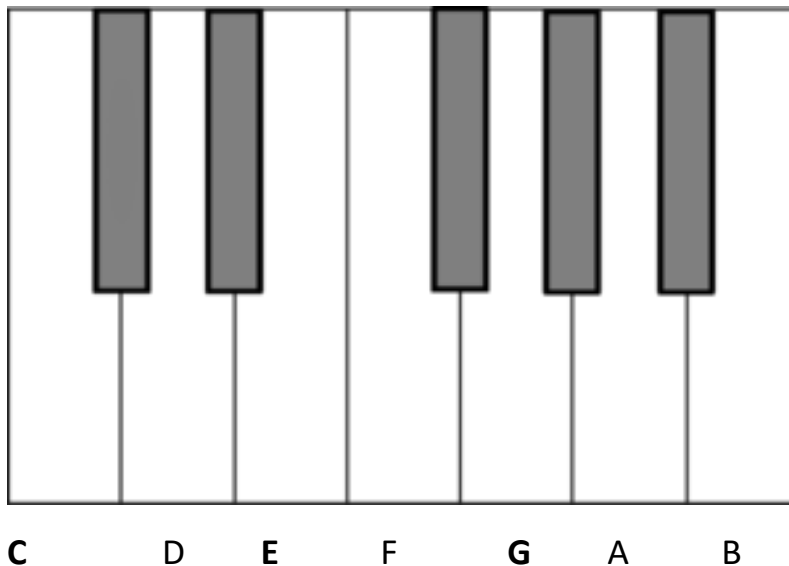
E _____ G _____ B _____

D _____ F _____

Listen to [C is to the left of the 2 black keys](#)

Now, do you know where C is?!

Label the white notes on the keyboard, starting from C



Form into duos, and find a keyboard and headphones (+splitters)

Find the note C, and then play all the white notes above, from C to C!

2 Lesson Focus

Identify notes on the piano.
Develop your ability to play chords
Improve ability to play together.

Songs & Artists**Chords****A Minor****F **Major******C **Major******G **Major****

Do Now – name the notes



What can the piano do that the voice can't?

What do you think might be the biggest challenge of learning the piano?

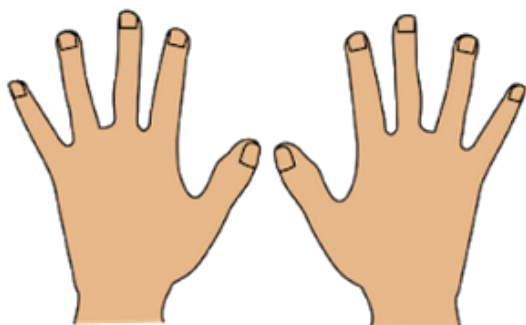
[Listen to "The Heart Asks Pleasure First" from the Piano by Michael Nyman](#)



How does this music make you feel?

Can you number your fingers (and thumbs!)?

5 4 3 2 1 1 2 3 4 5



What is a chord?

How do we use our thumbs and fingers to play them on the keyboard?

For example, a triad of C looks like:



Now form into duos, and find a keyboard and headphones (+splitters)

Triad chords – when you have practiced, ask your partner to test you and get them to fill in this table.

Chord	Correct notes	Correct fingers	EBI
C	C E G	1, 3, 5	
F	F A C	1, 3, 5	
G	G B D	1, 3, 5	
A minor	A C E	1, 3, 5	

3 Lesson Focus

Recap 4 triads

Use this information to play agreed chords in order
Improve playing together

Songs & Artists

[Eagle-Eye Cherry - Save Tonight](#)

[John Legend – All of me](#)

[Dermot Kennedy - Better Days](#)

[Dianne Warren/Rita Ora - Seaside](#)

Key Vocab

Triad

Chord

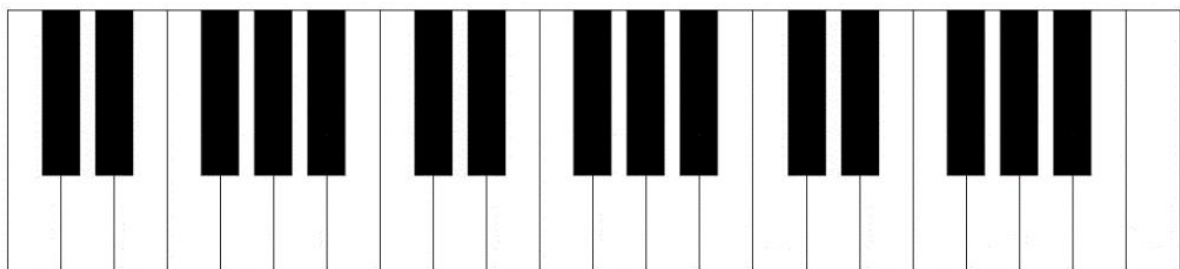
Key

Pattern

Do now: Label the triads on the keyboards below

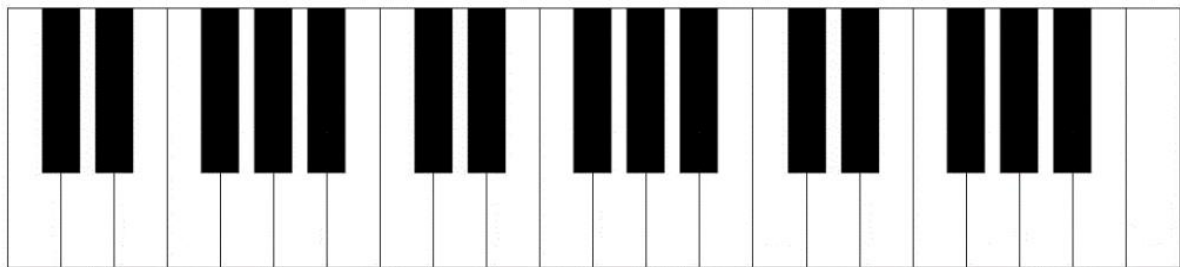
C major = C

C E G



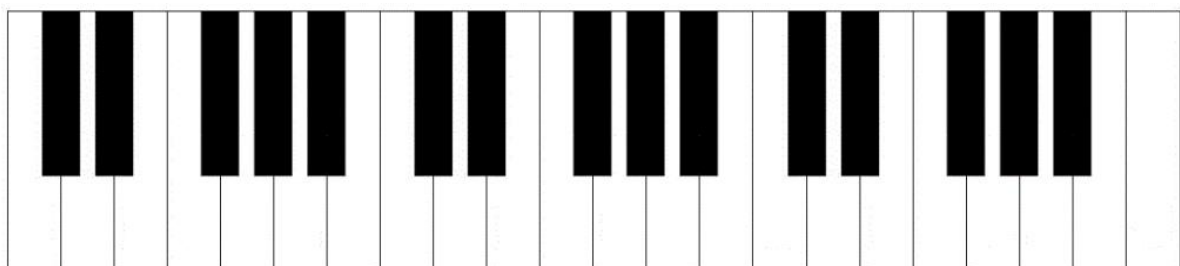
F major

F A C



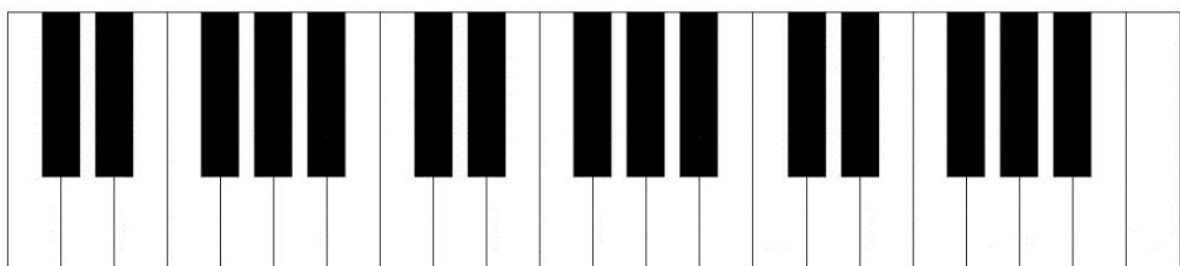
G major

G B D



A minor

A C E



Now listen to the 4 tracks on the playlist.

Save Tonight

All of me

Better Days

Seaside

They are all in different keys, but they all use the same pattern of chords for certain sections of the song

Can you think which order the triads you know can be played to play these songs?

Turn and talk- discuss with the person next to you what the order might be and write it down. **3 minutes**

- 1.
- 2.
- 3.
- 4.

Now form into duos, and find a keyboard and headphones (+splitters)

Recap playing the triads on the keyboard. Now practice your triads in the order you wrote them down above and see if they sound right!


We will discuss as a class the order of the chords and listen again to some of the tracks to check.

Pick one of the tracks and have a go as a duo at playing the triads in the right order and at the right time... You don't need to sing the song, but you can if you like!


4 Lesson Focus	Songs & Artists	Key Vocab
Play chords in order and at the right time Practice a performance	Eagle-Eye Cherry - Save Tonight John Legend – All of me Dermot Kennedy - Better Days Dianne Warren/Rita Ora - Seaside	Timing Order Triad Rhythm

Do now: Try to name the following notes

1.



2.



Now think about your piece from the last lesson

DIRT Lesson 4 (Purple Pen) (1 minute silent writing) What do I still need to improve?



In your duos, practice your performance of one of the songs to play to the rest of the class. When you have performed, write a review of your work below.

Final Performance:

Review of skills and progress: What did you achieve, where did you fall short?

Skill Checker: YOU need to fill in the blanks!

I know how to _____

I know how to _____

I can _____

Next, I would like to _____