

## Lesson 1:

Lesson Focus
Develop your ability to play 2 chords on the guitar

Songs & Artists
3 Little Birds - Bob Marley

Chords
A Major D Major

**DO NOW**

Do you know anything about Reggae music? Write down anything you know.



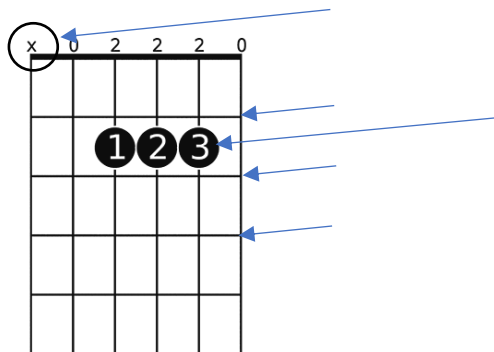
Have you ever played a guitar before? Write down anything you know about the guitar.

**Overview of the guitar**

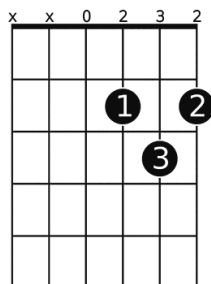


## Explanation & Demonstration of the chord shape

### A Major chord



### D Major chord



### Questions. (2 minutes)



- How many strings does a standard electric guitar have?  
A.
- What are the small metal bars across the fingerboard called?  
A.
- Which hand plays the chord shapes on a right handed guitar?  
A.
- To which notes are the strings tuned as standard?  
A



Time to practice these chords. 10 Minutes (5+5)

In pairs take one guitar and try out these chord shapes, coach each other to ensure accuracy.



Sharing time. 10 minutes (5+5)

Class performance on A and D chords.

**DIRT (Purple Pen) (1 minute silent writing) What do I need to improve?**



--

**DIRT (Purple Pen) (1 minute silent writing) What does my partner need to improve?**



--



Take 2. Time to practice these chords again. 10 Minutes (5+5)

Improve your skills, coach each other to ensure even greater accuracy.



Sharing time.

Class performance on A and D chords.

**DIRT (Purple Pen) (2 minutes silent writing) What do I still need to improve?**



--

## Skills Checker:

I know how to play A major chord on the guitar      YES    NO

I know how to play D major chord on the guitar      YES    NO

I can play A major chord      YES    NO

I can play D major chord      YES    NO

I am ready to move on to something more challenging next lesson.      YES    NO

## Lesson 2:

Lesson Focus
Develop your ability to play 3 chords on the guitar

Songs & Artists
3 Little Birds - Bob Marley

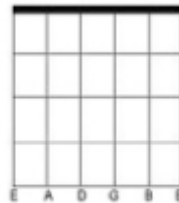

Chords
A Major D Major E Major

**DO NOW**

What do you remember about Reggae music? Write down anything you know.



Write in the correct pattern for A major and D major chords.





Last lesson you began to learn A major and D major chords. Work with your coach to recall and play these chords have 15 Minutes practice time. Be prepared to be called on to show us the chords.

Make sure that you give clear feedback to each other. Ask for extra support if you need it.



3 Little Birds – Bob Marley. 1977



Don't worry about a thing

'Cause every        little thing gonna be alright

Singin' don't worry about a thing

'Cause every little thing gonna be alright

Rise up this mornin,

Smiled with the risin sun,

Three little birds

Pitch by my doorstep

Singin sweet songs

Of melodies pure and true,

Sayin, (this is my message to you-ou-ou:)

**Questions. (3 minutes)**

1. How many different chords are used in this section?
2. When do the chords change? Use a pencil to draw a line above the word where the chord changes, the first one is done for you.




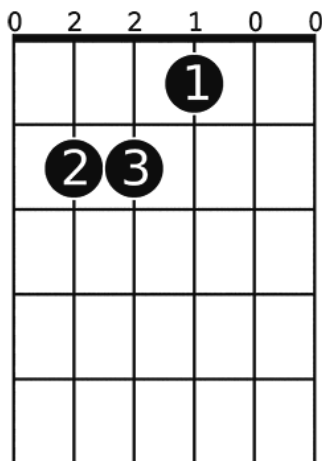
Discuss – Which chords are used?

Write in the correct chord names.



Practice playing the chords in time to the lyrics. You will both find it helpful to sing or speak the lyrics in time. Before you do this you have another chord to learn. (10 mins)

Always coach each other to ensure accuracy.



Class Performance, 3 little birds. (6 mins)

**DIRT (Purple Pen) (1 minute silent writing) What do I need to improve?**



**DIRT (Purple Pen) (1 minute silent writing) What does my partner need to improve?**

Take 2. Time to practice these chords again. 10 Minutes

Improve your skills, coach each other to ensure even greater accuracy.



Sharing time. 15mins

Class performance

**DIRT (Purple Pen) (2 minutes silent writing) What do I still need to improve?****Skills Checker:**

I can play A major chord on the guitar    YES    NO

I can play D major chord on the guitar    YES    NO

I can play E major chord on the guitar    YES    NO

I can play A and D chord in time with the chord changes in 3 little birds    YES    NO    I am nearly there; I just need more time to practice.

I can play A, D and E chords in time with the chord changes in 3 little birds    YES    NO    I am nearly there; I just need more time to practice.





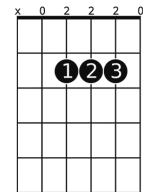


Last lesson you began to play E Major and you attempted to play in time with the lyrics. You now have 30 minutes to rehearse with your coach. Your aim is to play the song below...

Make sure that you give clear feedback to each other. Ask for extra support if you need it.

**A**

[Intro]



[Chorus]

**A**

Don't worry, about a thing

**D**

**A**

Cause' every little thing, gonna be alright

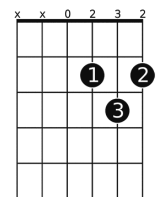
**A**

Singin' don't worry, about a thing

**D**

**A**

Cause' every little thing, gonna be alright



[Verse]

**A**

Rise up this mornin'

**E**

Smile with the rising sun

**A**

**D**

Three little birds perch by my doorstep

**A**

Singin' sweet songs

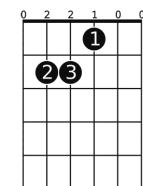
**E**

Of melodies pure and true

**D**

**A**

Sayin', this my message to you-oo-oo



[Chorus]

**A**

Singin' don't worry, about a thing

**D**

**A**

Cause' every little thing, (is) gonna be alright

**A**

Singin' don't worry, (don't worry) about a thing

**D**

**A**

Cause' every little thing, gonna be alright



Performances, 3 little birds.

You will perform with a few other musicians, I will film you to evidence your progress.

**Comment on your performance, WWW/EBI (2 minutes silent writing)**



**What have you learnt from these lessons so far? (2 minutes silent writing)**



There will be some homework to complete on kidblog following this lesson. Please make sure that it is completed before our next lesson.

Skills Checker:



I can play A major chord on the guitar    YES    NO

I can play D major chord on the guitar    YES    NO

I can play E major chord on the guitar    YES    NO

I can play A and D chord in time with the chord changes in 3 little birds    YES    NO    I am nearly there; I just need more time to practice.

I can play A, D and E chords in time with the chord changes in 3 little birds    YES    NO    I am nearly there; I just need more time to practice.

I am pleased with my progress    YES    NO